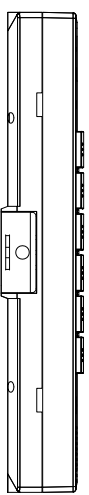
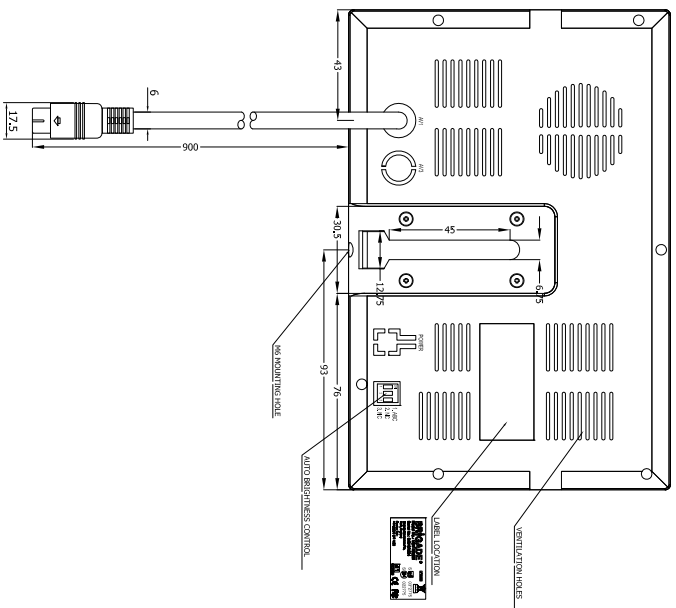
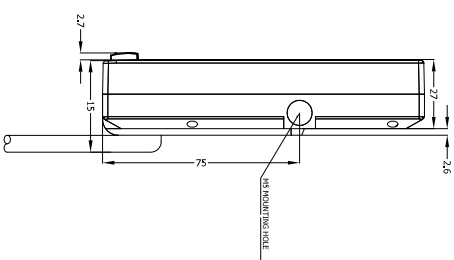
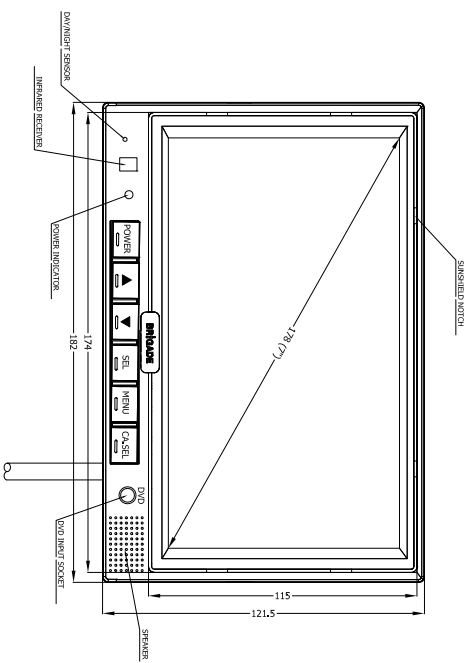
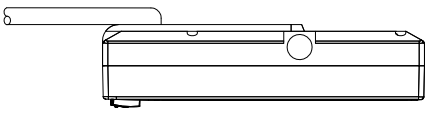


RevNo	Revision note	Date	Signature	Checked
1	DRAWING UPDATED, CABLE ADDED, FONTS CHANGED, SPECIFICATIONS ADDED	17/02/09		



NOTES:
DIMENSIONS IN MM
REFER TO "PRODUCT SPECIFICATION" FOR MORE DETAILS

PROPRIETARY NOTICE
 THIS DESIGN AND TECHNICAL INFORMATION APPEARING ON THIS DRAWING IS THE PROPERTY OF BRIGADE ELECTRONICS PLC, AND IS DISCLOSED IN CONFIDENCE. IT IS NOT TO BE COPIED, REPRODUCED, REVEALED TO OR APPROPRIATE BY OTHERS, EITHER IN WHOLE OR IN PART, WITHOUT THE EXPRESS WRITTEN CONSENT OF BRIGADE ELECTRONICS PLC.

Itemnr	Quantity	Title/Name, designation, material, dimension etc	Article No./Reference
MBUTLER			

Designed by	Checked by	Approved by - date	Filename	Date	Scale
				23/10/2007	M/A

BRIGADE ELECTRONICS	VBV-770BM (A2584)	Edition	Sheet
	BE-000477-01-07	A	1/1